

RENAULT 6





6 RANGE

This is a family car for all the family, even though each member may want quite a different kind of car to the other. There are two versions – the 6L and 6TL. Both offer saloon car comfort and styling, with ample breathing space for four large adults or a party-load of children. They offer estate car versatility with easy loading of up to 42 cubic feet of cargo through a fifth door. They can cruise smoothly all day at motorway speeds, or can nip equally happily around town, parking in surprisingly small spaces.

But, above all, the Renault 6 will endear itself to the member of the family who foots the bills. 35–40 mpg may be pleasing enough, but there’s more to economy than low petrol consumption. Renault have a reputation for making a range of cars with remarkably low running costs. This has been earned not just by the design of the cars themselves, but by a very efficient After Sales Service offered by a countrywide network of dealers. Each has factory-trained staff, uses the right servicing equipment and carries a comprehensive range of parts, backed up, if necessary, by the Renault 48-hour Parts Delivery Service. A full diagnostic service is only required at intervals of 6–9,000 miles or once a year.

Buying can be made easy through the Renault Loan Plan. Further details are free and supplied on request without obligation.

This brochure gives details of both Renault 6 models as follows, the 6L only being illustrated on page 8.

	Page
6TL, description	4
6L, description	8
6L/TL, loading	9
6L/TL, specifications	10
Boutique accessories	12

6TL

An 1108 cc engine gives the Renault 6TL a top speed of over eighty. It has a sealed cooling system with electric radiator fan and an alternator charges the battery. 35-40 mpg overall can be expected.

Front-wheel drive, rack and pinion steering, all-round independent suspension and radial-ply tyres all contribute to its positive handling and stable road holding.

The 4-speed all-synchromesh gearbox is operated smoothly in the conventional 'H' pattern by a dashboard-mounted lever.

Brakes are disc and drum with a pressure limiter to prevent premature locking when only lightly laden.

On the right of the steering column are the three-position lighting stalk, horn and headlight flasher and self-cancelling direction indicators. On the left are the ignition switch and an anti-theft steering lock. The instrument panel contains the speedometer, mileage recorder, fuel gauge, voltmeter and warning lights for water temperature/oil pressure, main beam and direction indicators. To the right are the fingertip stalk control for the two-speed windscreen wipers and electric washers and rocker switches for the two-speed booster fan, the heated rear window and the hazard warning lights. To the left are the heater and ventilation controls. There is a glovebox with magnetic catch and next to it an ashtray. Below is a wide parcel shelf for both driver and passenger.

Other features are a day/night driving mirror, a door-mounted exterior mirror, a courtesy light and padded sun visors with passenger vanity mirror.





6TL

The whole family will appreciate the soft padded seats, which support each part of the body correctly according to medical experts, and harmonize with the suspension to smooth out vibrations. Covering is in soft vinyl, while cloth (as illustrated) is optional extra. The front seats are reclining and adjustable for leg room on ball-bearing runners.

With four wide-opening doors and no transmission tunnel, four large adults can be carried with ample head, leg and elbow room for comfort. Children can be safely contained with childproof rear door locks.

The powerful electric booster fan on the heater/demister copes with extreme hot or cold conditions. Adjustable vents in the dashboard can provide large amounts of additional fresh air, and a heated rear window is fitted as standard.

The Renault 6TL has been designed not just to be polished and admired as it stands in the driveway, but to be used and appreciated by all members of the family, whether as drivers or as passengers. And it will uncomplainingly take the sort of rough treatment families can hand out.



Car radios and stereo equipment have been specially designed for Renault and are available as accessories – see back.





6L

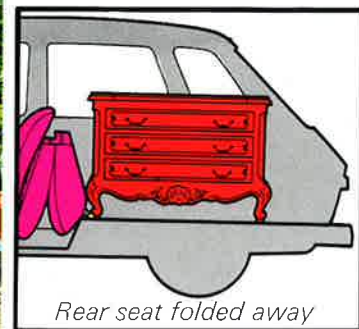
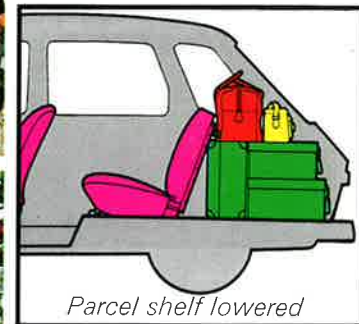
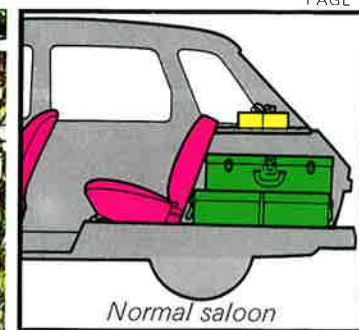
This has the same basic Renault 6 qualities as the TL. It has the same robust box frame chassis, all-round independent torsion-bar suspension and 4-speed fully synchromesh gearbox. It has five doors and the same capacity for people and luggage.

The front seats have fixed backrests, but they all have the same soft comfort. The 6L also has an impressive list of equipment, including electrically operated windscreen washers with two-speed

wipers, heater/demister with electric booster fan and independent fresh-air ventilation.

Other well-thought-out features shared with the TL include flush interior door handles, interior safety padding and excellent all-round vision.

There are minor styling and trim differences from the TL and, of course, a different engine – the well-proven 34 bhp (DIN) 845 cc unit, which combines lively performance with exceptional economy.



6L/TL

A wide counter-balanced tailgate gives access to the boot down to floor level for easy loading.

By folding down the handy rear parcel shelf, the 12 cubic foot boot can be further extended in height and can even accommodate a large family dog.

By releasing catches at either side of the parcel shelf, however, you can fold the rear seats away to give estate car capacity of up to 42 cubic feet for bulky loads. When heavily laden, the headlights can be

adjusted for height at the flick of a switch. The brakes have a pressure limiter in the rear which operates according to the load carried, while high ground clearance and all-round independent torsion bar suspension ease you over the bumps.

Thus, the Renault 6 can adopt any role your family demands of it – saloon car, estate car, economy car – and at 35–40 mpg you can afford to make full use of it.

Specification - Renault 6 (L-R1180, TL-R1181)

COACHWORK AND CHASSIS

The coachwork is all-steel construction with the main body structure and front wings and grille all bolted to the chassis for easy removal and replacement. The whole thing is dipped to waist level in an anti-corrosive paint in production.

ENGINE

Front wheel drive.
Cylinders: 4 in-line. Detachable wet liners.
Valvegear type: pushrod operated overhead valves. Single chain-driven camshaft.
Cylinder head: light alloy. Separate valve seat inserts.
Cooling system: sealed, containing water and glycol with rust inhibitor. Protection down to -35°C .
Fuel system: Solex with manual choke. Camshaft driven pump.

	6L	6TL
<i>Compression ratio:</i>	8:1	9.5:1
<i>Bore and stroke:</i>	58 x 80 mm	70 x 72 mm
<i>Cubic capacity:</i>	845 cc	1,108 cc
<i>Max. power (DIN):</i>	34 bhp at 5,000 rev/min	47 bhp at 5,500 rev/min
<i>Max. torque (DIN):</i>	52.7 lb ft at 3,000 rev/min	57.1 lb ft at 3,500 rev/min
<i>Crankshaft:</i>	3 bearings	5 bearings
<i>Fan:</i>	Belt driven	Electric
<i>Battery:</i>	— 12 volts 30 amp hr —	
<i>Charged by:</i>	Alternator	Alternator

TRANSMISSION

Four-speed, all synchromesh.
Clutch with single dry plate. Diaphragm spring.

	6L	6TL
<i>Road speed</i> (per 1,000 rev/min in top gear):	14.7 mph	15.1 mph
<i>Final drive:</i>	8 x 33 (4.125:1)	8 x 33 (4.125:1)
	Spiral bevel	Spiral bevel
<i>Overall ratios:</i>		
1st	15.13	15.13
2nd	9.22	9.22
3rd	6.01	6.01
4th	4.24	4.24
Rev	14.62	14.62

BRAKES

Hydraulic with pressure limiting valve in rear brake line to prevent rear brakes locking.

	6L	6TL
<i>Front:</i>	Drum	Disc
<i>Diameter:</i>	9 in	9 in
<i>Rear:</i>	Drum	Drum
<i>Diameter:</i>	6.3 in	7 in
<i>Braking area—Front:</i>	89 sq in	157.2 sq in
<i>—Rear:</i>	39 sq in	52.6 sq in

SUSPENSION

Independent on all four wheels by torsion bars, longitudinal at the front and transverse at the rear with hydraulic shock absorbers. Anti-roll bar at the front (on TL also at rear).

TYRES

Radial ply: 135 x 13 (6L) 145 x 13 (6TL)
4.00 B13 rims.

STEERING

Direct action rack and pinion.
Reduction ratio: 20:1.
Turning circle: 32½ feet between kerbs.

SAFETY FEATURES

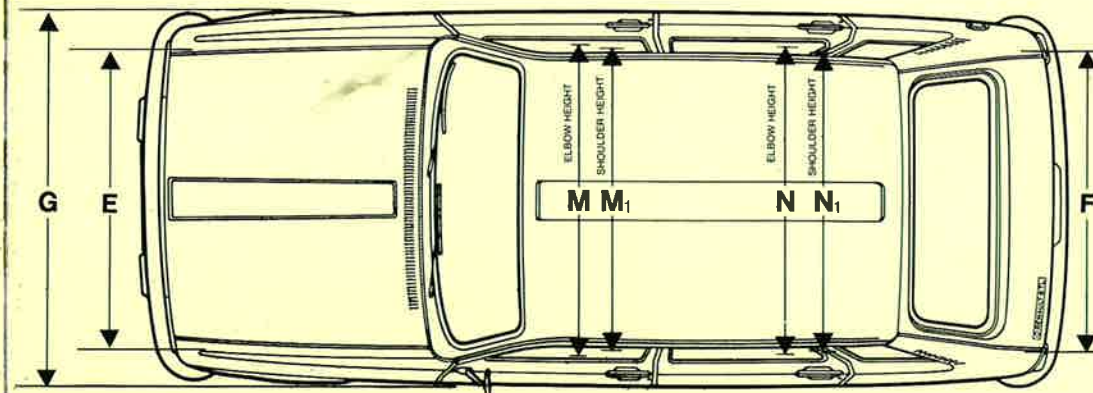
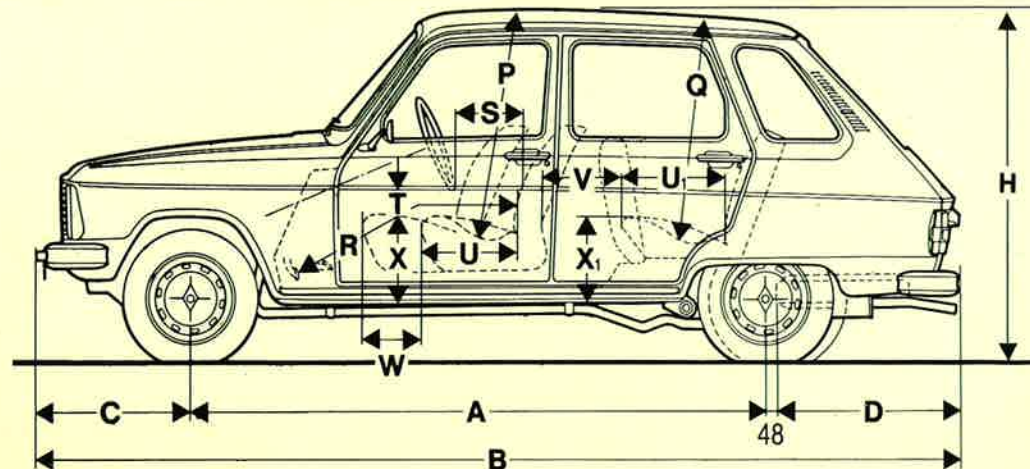
Fascia made of flexible modern materials and cannot shatter into fragments. Childproof locks on rear doors. Recessed interior door handles. Padded steering wheel. Excellent visibility through wide windscreen and rear window. No quarter lights — the thief's usual method of entry. Hazard warning lights.

INTERIOR TRIM

Door panels and seats covered in vinyl (cloth seats optional extra on TL). Roof lined in washable plastic.

EQUIPMENT

	6L	6TL
Heater and demister with electric booster fan	*	*
Face-level fresh-air vents	*	*
Interior courtesy light	*	*
Headlamp flasher	*	*
Twin sun visors	*	*
Electric windscreen washers	*	*
Two-speed wipers	*	*
Anti-theft steering lock	*	*
Childproof locks on rear doors	*	*
Glove box. Front parcel shelves	*	*
Large fold-down rear parcel shelf	*	*
Folding bench rear seat	*	*
Individual reclining front seats	*	*
Armrests, front doors	*	*
Door pulls, front and rear	*	*
Day/night rear-view mirror	*	*
Vanity mirror	*	*
Ashtrays in rear doors	*	*
Heated rear window	*	*
Cloth seats		optional extra



CAPACITIES

	6L	6TL
<i>Engine:</i> *	4½ pt. (2.5 lit.)	5½ pt. (3 lit.)
<i>Cooling:</i>	9¾ pt. (5.5 lit.)	11 pt. (6.3 lit.)
<i>Gearbox</i>		
<i>differential:</i>	3¼ pt. (1.8 lit.)	3¼ pt. (1.8 lit.)
<i>Petrol tank:</i>	8¾ gal. (40 lit.)	8¾ gal. (40 lit.)
<i>Luggage space:</i>	13½–42 cu ft	13½–42 cu ft
<i>Kerb weight:</i>	1,697 lb (770 kg)	1,808 lb (820 kg)
<i>Maximum towing weight:</i>	1,323 lb (600 kg)	1,543 lb (700 kg)

INSTRUMENTS AND CONTROLS

Instruments in a panel include: mileage recorder, speedometer, voltmeter, fuel gauge.

Warning lights for: direction indicators, oil pressure, water temperature, hazard warning lights, and heated rear window on TL. The hand controls of lights, horns, headlamps, main beam and direction indicators can be operated without letting go of the steering wheel.



Renault Limited

Western Avenue London W3 0RZ

*RENAULT RECOMMEND ELF OIL

Printed in England

This brochure was finalised for printing on 31st July 1975. La Regie Nationale des Usines Renault has reserved the right to modify or alter the specification of any Renault model at any time. This brochure does not show modifications or alterations introduced in the U.K. after the above date. Body and trim colours illustrated are intended only as a guide.

RENAULT boutique

Both Renault 6 models come well equipped to meet most families' needs, so the choice of more specialised equipment is best left to the discretion of the individual owner. And so as not to spoil your new Renault with ill-fitting or otherwise unsuitable items, Renault Boutique accessories are thoroughly tested and approved by Renault, for Renault cars. The Renault 6TL illustrated

below has light alloy wheels, heavy-duty mud flaps, reversing lights, fog warning lights and a rear window wash/wipe kit. It also has fog lamps in front.

In-car entertainment is fully catered for with a range of radios — manual push-button, stereo cartridge or cassette players. Each has a fitting kit developed and tested for the Renault 6. A long list of other items, ranging from steering-wheel gloves and roof racks to locking petrol caps and rally jackets, is all included in the colourful Accessories Brochure available from the Boutique at your Renault dealer.

